

Lottus Lounge Chair

Inspired by life
made by enea



Lottus offers a full collection of lightweight and ergonomic seats that not only add style to any setting, whether public or private, but also stand out for their exceptional design.



Thanks to its wide range of materials and finishes, the Lottus collection offers endless possibilities to customise your space.



Discover how Enea's versatility reaches its zenith with Lottus.

Structure



SLEDGE



4L WOOD



4R FIX

4R FIX WITH ALUMINIUM
ARMS

4R FIX WITH WOOD ARMS



4R REVOLVING

4R REVOLVING WITH
ALUMINIUM ARMS4R REVOLVING WITH WOOD
ARMS

Shell

- Wooden Shell.
- Wooden Shell + Upholstered Cushion.
- Front upholstery.
- Full upholstery.

Sustainability

- Ecodesign (ISO 14006).
- Polyurethane foam free from latex and hazardous substances.
- Selection of upholstery fabrics in wool, recycled (and recyclable) fibres and leather.
- Highly recyclable PP with low additive content, in accordance with EU recommendations to improve plastic recyclability.
- With the end-of-life stage in mind, the number of components has been minimised and they are all easy to separate and can be 100% recycled or reused.

Certificates

- Environment management system that meets ISO 14001.
- Indoor Advantage Gold certified (indoor air quality).

Warranty

5 years

Finishes

Lacquered Structure



9005



9016



7016



7004



7032



5435



7545



533



5753



1245



4975



174

Woods Structure



MA449



MA410

Upholstery Shell

Group C: Plus FR, Londres FR, Era, ENEA Fabric (P, B, S), Urban, Xtreme

Group D: Valencia, Advantage, X2, Medley, Stretch Plain FR, Atlantic, Felicity

Group E: Step Melange, Step, Silvertex, Main Line Flax, Cura, Chili, Atlantic

Group F: Revive 1, Field, Fame, Blazer

Group G: Silk, Europost 2, Crisp

Group H: Remix, Clara 2

Group I: Tonus, Re-Wool, Canvas 2

Group J: Steelcut Trio, Hallingdal, Divina Melange, Divina MD, Divina

Group LG: Genua Leather

Group LE: Elmo Leather

COM: Fabric Customer

More information at:
<https://www.eneadesign.com/press/enea-finishes-fabrics.pdf>
 Catalog ENEA



Products



Products

LOTTUS LOUNGE CHAIR SLEDGE

Designed by: Lievore Altherr Molina

BU007010



1 unit per package
0.37 m3 package



9 kg unit
10 kg box

Calorific value: 162.1 MJ

Box dimensions (cm): 68.4 x 68.4 x 80.8

Structure

- Structure in Ø14x2 mm round cold rolled steel tube.
- Semi-automatic steel robot welding with gas-controlled steel wire input.
- Laminated wood with oak or birch veneer.
- Varnished wood with matte finish.

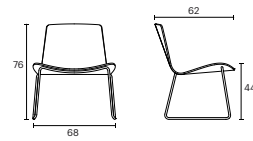
Shell

- Oak or birch wood shell.
- Oak or birch wood shell + seat pad upholstered in recyclable foam.
- Oak or birch wood shell + front upholstery in recyclable foam.
- Full upholstery in recyclable foam.

Accessories

- Felt glides.

Measures



LOTTUS LOUNGE CHAIR 4L WOOD

Designed by: Lievore Altherr Molina

BU007008



1 unit per package
0.38 m3 package



11.2 kg unit
12.3 kg box

Calorific value: 235.2 MJ

Box dimensions (cm): 62.4 x 65.9 x 78.8

Structure

- 4-legged structure in laminated wood with an oak or birch veneer.
- Nut-and-bolt mechanical joints.
- Varnished wood with matte finish.

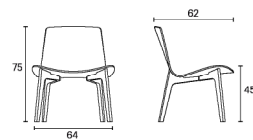
Shell

- Oak or birch wood shell.
- Oak or birch wood shell + seat pad upholstered in recyclable foam.
- Oak or birch wood shell + front upholstery in recyclable foam.
- Full upholstery in recyclable foam.

Accessories

- Felt glides.

Measures



LOTTUS LOUNGE CHAIR 4R FIX

Designed by: Lievore Altherr Molina

BU007001

1 unit per package
0.38 m3 package



15.9 kg unit
17.5 kg box

Calorific value: 187.5 MJ

Box dimensions (cm): 70.9 x 70.9 x 81.3

Structure

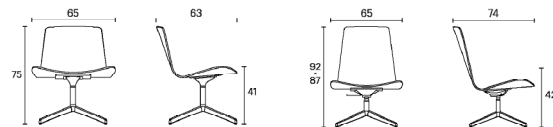
- Die-cast aluminium 4-star base.
- Structure affixed to shell with steel bolts.
- Varnished wood with matte finish.

Shell

- Oak or birch wood shell.
- Oak or birch wood shell + seat pad upholstered in recyclable foam.
- Oak or birch wood shell + front upholstery in recyclable foam.
- Full upholstery in recyclable foam.
- Full upholstery high in recyclable foam.
- Medium or high backrest.

Accessories

- Felt glides.

Measures**LOTTUS LOUNGE 4R FIX WITH ALUMINIUM ARMS**

Designed by: Lievore Altherr Molina

BU007043

1 unidad per package
0.53 m3 package



17 kg unit
18.5 kg box

Calorific value: 235.2 MJ

Box dimensions (cm): 77 x 77 x 81.3

Structure

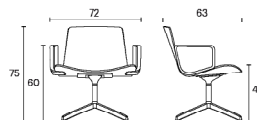
- Die-cast aluminium 4-star base.
- Structure affixed to shell with steel bolts.
- Varnished wood with matte finish.

Shell

- Oak or birch wood shell.
- Oak or birch wood shell + seat pad upholstered in recyclable foam.
- Oak or birch wood shell + front upholstery in recyclable foam.
- Full upholstery in recyclable foam.
- Full upholstery high in recyclable foam.
- Medium or high backrest.

Accessories

- Felt glides.

Measures

LOTTUS LOUNGE CHAIR 4R FIX WITH WOOD ARMS**BU007044**

Designed by: Lievore Altherr Molina



1 unit per package
0.5 m3 package



16.7 kg unit
18 kg box

Calorific value: 187.5 MJ

Box dimensions (cm): 90 x 90 x 90

Structure

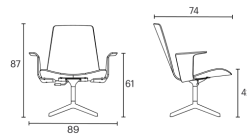
- Die-cast aluminium 4-star base.
- Structure affixed to shell with steel bolts.
- Varnished wood with matte finish.

Shell

- Oak or birch wood shell.
- Oak or birch wood shell + seat pad upholstered in recyclable foam.
- Oak or birch wood shell + front upholstery in recyclable foam.
- Full upholstery high in recyclable foam.
- High backrest.

Accessories

- Felt glides.

Measures**LOTTUS LOUNGE CHAIR 4R REVOLVING****BU007050**

Designed by: Lievore Altherr Molina



1 unit per package
0.38 m3 package



15.9 kg unit
17.5 kg box

Calorific value: 187.5 MJ

Box dimensions (cm): 70.9 x 70.9 x 81.3

Structure

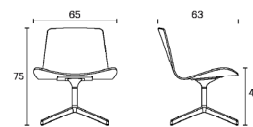
- 4-star injected aluminium base.
- Semi-automatic steel robot welding with gas-controlled steel wire input.
- Structure affixed to shell with steel bolts.
- Varnished wood with matte finish.

Shell

- Oak or birch wood shell.
- Oak or birch wood shell + seat pad upholstered in recyclable foam.
- Oak or birch wood shell + front upholstery in recyclable foam.
- Full upholstery in recyclable foam.
- Full upholstery high in recyclable foam.
- Medium or high backrest.

Accessories

- Felt glides.

Measures

LOTTUS LOUNGE CHAIR 4R REVOLVING WITH ALUMINIUM ARMS**BU007093**

Designed by: Lievore Altherr Molina



1 unit per package
0.50 m3 package



17 kg unit
18.5 kg box

Calorific value 235.2 MJ

Box dimensions (cm): 77 x 77 x 81.3

Structure

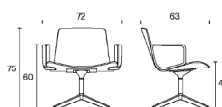
- 4-star injected aluminium base.
- Semi-automatic steel robot welding with gas-controlled steel wire input.
- Structure affixed to shell with steel bolts.
- Varnished wood with matte finish.

Shell

- Oak or birch wood shell.
- Oak or birch wood shell + seat pad upholstered in recyclable foam.
- Oak or birch wood shell + front upholstery in recyclable foam.
- Full upholstery in recyclable foam.
- Full upholstery high in recyclable foam.
- Medium or high backrest.

Accessories

- Felt glides.

Measures**LOTTUS LOUNGE CHAIR 4R REVOLVING WITH WOOD ARMS****BU007094**

Designed by: Lievore Altherr Molina



1 unit per package
0.5 m3 package



16.7 kg unit
18 kg box

Calorific value: 187.5 MJ

Box dimensions (cm): 90 x 90 x 90

Structure

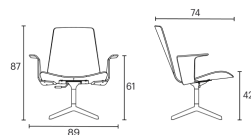
- 4-star injected aluminium base.
- Semi-automatic steel robot welding with gas-controlled steel wire input.
- Structure affixed to shell with steel bolts.
- Varnished wood with matte finish.

Shell

- Oak or birch wood shell.
- Oak or birch wood shell + seat pad upholstered in recyclable foam.
- Oak or birch wood shell + front upholstery in recyclable foam.
- Full upholstery high in recyclable foam.
- High backrest.

Accessories

- Felt glides.

Measures



Ola Auzoa, 4
20250 Legorreta
Gipuzkoa, Spain
+34 943 806 275
www.eneadesign.com
@eneaofficial